



MOTOROLA SOLUTIONS

MOTOTRBO™ DP4401 EX ATEX PORTABLE RADIO
MOTOTRBO™ DP4801 EX ATEX PORTABLE RADIO
136-174 MHz

[EU Declaration of Conformity](#)

[Déclaration UE de Conformité](#)

[EU-Konformitätserklärung](#)

[Dichiarazione di conformità UE](#)

[Deklaracja zgodności UE](#)

[Declaración UE de conformidad](#)

EU Declaration of Conformity (DoC-16041400280-C)

This declaration of conformity is issued under the sole responsibility of the manufacturer. The object of the declaration is in conformity with the relevant Union harmonization legislation:

2014/53/EU Radio Equipment Directive
2014/34/EU ATEX (Explosive Atmosphere Directive), including all amendments
2012/19/EU WEEE Waste Electrical and Electronic Equipment
2011/65/EU on RoHS-2 for Restriction of the use of Hazardous Substances
2013/35/EU on Occupational Exposure to Electromagnetic Fields
1999/5/EC on Radio Equipment and Telecommunications Terminal Equipment (Non-RED Countries)

Object of the Declaration: MOTOTRBO DP4000 Ex ATEX Portable Radios Series
DP4401 Ex, Type Designator, PBE302BEEEx, PBE302BEGEx, 136-174MHz, TX 1W, plain
DP4801 Ex, Type Designator, PBE302HEEEx, PBE302HEGEx, 136-174MHz, TX 1W, full keypad, Display
National Licensed Frequencies Only

Superseded Remarks: This DoC supersedes DOC-16041400280-B

Manufacturer: Motorola Solutions Germany GmbH, Am Borsigturm 130, 13507 Berlin, Germany

Conformity:

Radio Equipment, Article 3(2):

RED
EN 300 086 V2.1.2,
EN 300 113-2 v2.2.1,
EN 300 219-2 v2.1.1,
EN 300 440 V2.1.1
RTTE
EN 300 086 - 1 V1.4.1, EN 300 086 - 2 V1.3.1
EN 300 113 - 1 V1.7.1, EN 300 113 - 2 V1.5.1
EN 300 219 - 1 V1.2.1, EN 300 219 - 2 V1.1.1
EN 300 440 - 1 V1.6.1, EN 300 440 - 2 V1.4.1

EMC, Article 3(1)b:

EN 301 489-1 V1.9.2,
EN 301 489-5 V1.3.1

Safety, Article 3(1)a:

EN 60950-1:2006/A11:2009/A1:2010/A12:2011/AC:2011/A2:2013
Compliant with the ICNIRP (1998) Occupational / Controlled Exposure Limits
EN 62311:2008

ATEX, Article 1(2):

EN60079-0:2012 + A11:2013, EN 60079-11:2012

Year of first application of CE mark: 2012


EC Type Examination Certificate: BVS 12 ATEX E117 X
ATEX classification: II 2G Ex ib IIC T4 Gb; II 2D Ex ib IIIC T130°C Db; I M2 Ex ib I Mb; IP64

The essential radio test suites, as defined in the quoted harmonized standards, have been performed.

BERLIN, 03-AUG-2017



Andreas Scheunemann
Managing Director Motorola Solutions
Germany GmbH,
Am Borsigturm 130, D-13507 Berlin, Germany



Rüdiger Maurer
Director of Product Safety and Regulatory
Compliance,
Motorola Solutions Germany GmbH



Fritz Bollmann
Product Safety and Regulatory Compliance,
Motorola Solutions Germany GmbH

Rev. 1 Addendum to EU Declaration of Conformity (DoC-16041400280-C)

This declaration of conformity is an addendum to above referenced product DoC and is issued under the sole responsibility of the manufacturer.

The accessories described below are in conformity with the relevant Union harmonisation legislation. The listed accessories are certified and approved for use with the radios listed in the referenced DoC.

ANTENNA

PMAD4126A	GPS helical antenna (136-147MHZ) Ex
PMAD4127A	GPS helical antenna (147-160MHZ) Ex
PMAD4128A	GPS helical antenna (160-174MHZ) Ex
PMAD4129A	Stubby Antenna 11cm (136-147MHZ) Ex
PMAD4130A	Stubby Antenna (147-160MHZ) Ex
PMAD4131A	Stubby Antenna (160-174MHZ) Ex
PMAD4132A	Wideband Antenna (136-174MHZ) Ex

AUDIO

PMLN6047A	Audio Adapter with Molex Jack
PMLN6087A	Peltor MT7H79F-50, STANDARD HEADSET, WITH MICROPHONE AND SPEAKER
PMLN6089A	Peltor MT1H7P3E2-07-51, HEADSET SERIES, TACTICAL XP
PMLN6090A	Peltor MT1H7F2-07-51, HEADSET SERIES, TACTICAL XP
PMLN6092A	Peltor MT7H79P3E-50, STANDARD HEADSET, WITH MICROPHONE AND SPEAKER
PMLN6333A	Peltor MT72H540P3E-50, Headset with Microphone and Speaker, Twin cup
PMLN7188B	ATEX 3.5mm RX only earpiece
PMLN7310ASP01	ATEX PTT SWITCH WITH NEXUS JACK
PMLN7531A	Peltor ATEX Standard Overhead Headset
PMLN7535A	Peltor ATEX Tactical Overhead Band Headset
PMMN4067B	Remote Speaker Microphone
PMMN4094A	Noise Cancelling ATEX RSM
PMMN4110A	IMPRES ATEX OMNI RSM

BATTERY

NNTN8359A	Belize ATEX Li-Ion Battery (Hi-Cap) improved de-sense
-----------	---

BODYWORN

PMLN5610A	Replacement 2.5 inch Swivel Belt Loop
PMLN6086A	Belize ATEX Belt Clip
PMLN6096A	Hard Leather Carry Case 2.5-Inch Swivel Belt Loop for Non-Keypad Radio
PMLN6097A	Belize ATEX Hard Leather Carry Case 2.5 SWL FKP



Rev. 1 Addendum to EU Declaration of Conformity (DoC-16041400280-C)

This declaration of conformity is an addendum to above referenced product DoC and is issued under the sole responsibility of the manufacturer.

The accessories described below are in conformity with the relevant Union harmonisation legislation. The listed accessories are certified and approved for use with the radios listed in the referenced DoC.

BODYWORN

PMLN6098A

Soft Leather Carry Case 2.5-Inch Swivel Belt Loop for Non-Keypad Radio

PMLN6099A

Belize ATEX Soft Leather Carry Case 2.5 SWL FKP

OTHERS

15012157001

Dust Cover Assembly

PMLN6368A

Adapter For Peltor Headset FL5263-34

SOFTWARE

The installed radio software is under the full control of the manufacturer with no access by the user and is in compliance with the relevant directives.

The above accessories are shown with their global part numbers. In practice the accessory will have a regional prefix. Prefixes are purely done for regional kittings - primarily the manual (languages) and packaging. Prefixes are MD for European countries, AA of United States and AZ for Asia/Pacific region.

Note: A copy of the above referenced signed and dated Declaration of Conformity can be obtained either via your local Motorola help desk, via your dealer from where you purchased this radio or alternatively you can send an email request to manufacturerdeclaration.eu@motorolasolutions.com, or via <http://www.motorolasolutions.com/Business/XU-EN/BMS+Resource+Library>

Electromagnetic Energy (EME) Test Laboratory

Conformity of models listed with occupational Exposure Level Values (ELVs) in Directive 2013/35/EU

This declaration confirms compliance of Motorola Solutions' portable radio(s) model(s) with approved accessories

Model Number Type Designator Description

PMUD3211A	PBE302BEEEx	DP4401 Ex VHF 136-174 MHz, 1W, plain, GPS
PMUD3212A	PBE302BEGEx	DP4401 Ex VHF 136-174 MHz, 1W, plain, GPS & GOB
PMUD3214A	PBE302HEGEx	DP4801 Ex VHF 136-174 MHz, 1W, GOB, Full keypad, display, GPS

with the ICNIRP¹ limits for radio frequency (RF) energy exposure. The ICNIRP guidelines were developed by an independent scientific organization after thorough evaluations of relevant research studies, and have been endorsed by the World Health Organization (WHO). The ICNIRP guidelines are also referenced in the European Directive 2013/35/EU,² forming the basis of the applicable radio-frequency exposure framework for workers.

The applicable exposure limit is specified in terms of the Specific Absorption Rate (SAR), measured in units of watts per kilogram (W/kg). SAR tests of Motorola Solutions radios were conducted in accordance with harmonised³ standard EN 62311:2008,⁴ using standard operating configuration for the device(s) while transmitting at nominal power, with results scaled to the highest certified power level in all tested frequency bands.

SAR tests, performed at a laboratory certified to the ISO/IEC Guide 17025,⁵ show that said Motorola Solutions' portable radio model(s), in all tested operating modes (on the body, on the sides of the head, and in front of the face as applicable), at the highest certified power level(s), conform(s) with the ICNIRP limits for professional devices and occupational users,⁶ and both the health and the sensory ELVs defined in Directive 2013/35/EU.⁷

Sincerely,



**Tiong
Nguk
Ing**
Digitally signed by Tiong
Nguk Ing
DN: cn=Tiong Nguk Ing,
o=Motorola Solutions,
c=Regulatory
Compliance Lab,
email=ti@ngmotorola
solutions.com, c=MY
Date: 2017.07.15 17:58:50
+0800

Tiong Nguk In on behalf of Pei Loo Tey
Penang EME Laboratory Manager
DATE : 14-JUL-2017

¹ ICNIRP (1998): International Commission on Non Ionizing Radiation Protection, "Guidelines for Limiting Exposure to Time-Varying Electric, Magnetic, and Electromagnetic Fields (Up to 300 GHz)" Health Physics, vol. 75, no. 4, pp. 494-522.

² Directive 2013/35/EU of the European Parliament and of the Council of 26 June 2013 on the minimum health and safety requirements regarding the exposure of workers to the risks arising from physical agents (electromagnetic fields) (20th individual Directive within the meaning of Article 16(1) of Directive 89/391/EEC) and repealing Directive 2004/40/EC.

³ European Commission communication in the framework of the implementation of Directive 1999/5/EC of the European Parliament and of the Council on radio equipment and telecommunications terminal equipment and the mutual recognition of their conformity. Official Journal of the European Union 2016/C 249/01.

⁴ EN 62311:2008 Assessment of electronic and electrical equipment related to human exposure restrictions for electromagnetic fields (0 Hz - 300 GHz). Although the standard is defined for the general public, it provides guidance for occupational exposures in Annex B.

⁵ ISO/IEC 17025:2005. General requirements for the competence of testing and calibration laboratories.

⁶ Implicit whole-body SAR compliance with the 0.4 W/kg limit is shown using the threshold (16.8 W) derived from Table B.1 in EN 62311:2008.

⁷ The Specific Absorption (SA) sensory limits defined in Directive 2013/35/EU apply only to ultra-short-pulsed radio-frequency waveforms capable of inducing the microwave hearing effect, e.g., powerful RADAR emissions, but not the Motorola Solutions radio(s) referenced herein.

Translation

EU-Type Examination Certificate Supplement 3

Equipment intended for use in potentially explosive atmospheres
Directive 2014/34/EU

EU-Type Examination Certificate Number: **BVS 12 ATEX E 117 X**

Product: **Radio telephone
Type XPR ****Ex,
Type XiR P**** Ex,
Type DP**** Ex and
Type DGP**** Ex**

Manufacturer: **Motorola Solutions Germany GmbH**

Address: **Am Borsigturm 130, 13507 Berlin, Germany**

This supplementary certificate extends EU-Type Examination Certificate No. BVS 12 ATEX E 117 X to apply to products designed and constructed in accordance with the specification set out in the appendix of the said certificate but having any acceptable variations specified in the appendix to this certificate and the documents referred to therein.

DEKRA EXAM GmbH, Notified Body number 0158, in accordance with Article 17 of Directive 2014/34/EU of the European Parliament and of the Council, dated 26 February 2014, certifies that this product has been found to comply with the Essential Health and Safety Requirements relating to the design and construction of products intended for use in potentially explosive atmospheres given in Annex II to the Directive.

The examination and test results are recorded in the confidential Report No. BVS PP 12.2167 EU.


Compliance with the Essential Health and Safety Requirements has been assured by compliance with:

EN 60079-0:2012 + A11:2013 General requirements
EN 60079-11:2012 Intrinsic Safety "i"

If the sign "X" is placed after the certificate number, it indicates that the product is subject to the Special Conditions for Use specified in the appendix to this certificate.

This EU-Type Examination Certificate relates only to the design and construction of the specified product. Further requirements of the Directive apply to the manufacturing process and supply of this product. These are not covered by this certificate.

The marking of the product shall include the following:

 **II 2G Ex ib IIC T4 Gb
II 2D Ex ib IIIC T130°C Db
I M2 Ex ib I Mb**

DEKRA EXAM GmbH
Bochum, 2017-04-18

Signed: Jörg Koch

Certifier

Signed: Dr Michael Wittler

Approver

13 **Appendix**

14 **EU-Type Examination Certificate**

**BVS 12 ATEX E 117 X
Supplement 3**

15 **Product description**

15.1 **Subject and type**

Radio telephone type XPR ****Ex, type XiR P**** Ex, type DP**** Ex and type DGP**** Ex

The asterisk (*) in the type designation is replaced by numbers per the list below :

name	model number	type description
VHF versions 136 to 174 MHz		
XPR 7550 Ex	PMUD3214ABCNAA	North American Full Keypad Model (NAG FKP)
DP4801 Ex	PMUD3214ABCEAA	Europe, the Middle East, Africa, Australia and New Zealand Full Keypad Model (EMEA FKP)
DP4801 Ex	PMUD3214APCEAA	Europe, the Middle East, Africa, Australia and New Zealand Full Keypad Model (EMEA FKP)
DP4801 Ex	PMUD3214ACCEAA	Europe, the Middle East, Africa, Australia and New Zealand Full Keypad Model (EMEA FKP)
XiR P8668 Ex	PMUD3214ABCAAA	Asia Pacific Full Keypad Model (APAC FKP)
XiR P8668 Ex	PMUD3214ABFAAA	Asia Pacific Full Keypad Model (APAC FKP)
XiR P8668 Ex	PMUD3214ABEAAA	Asia Pacific Full Keypad Model (APAC FKP)
XiR P8668 Ex	PMUD3214ABDAAA	Asia Pacific Full Keypad Model (APAC FKP)
XiR P8668 Ex	PMUD3214ACCAAA	Asia Pacific Full Keypad Model (APAC FKP)
XiR P8668 Ex	PMUD3214ACDAAA	Asia Pacific Full Keypad Model (APAC FKP)
DGP 8550EX	PMUD3214ABCLAA	Latin American Caribbean Region Full Keypad (LACR FKP)
DGP 8050EX	PMUD3212ABALAA	Latin American Caribbean Region Non Keypad (LACR NKP)
XiR P8608 Ex	PMUD3212ABAAAA	Asia Pacific Non Keypad Model (APAC NKP)
XiR P8608 Ex	PMUD3212ACAAAA	Asia Pacific Non Keypad Model (APAC NKP)
DP4401 Ex	PMUD3211AAAEAA	Europe, the Middle East, Africa, Australia and New Zealand Non Keypad Model (EMEA NKP)
UHF versions 403 to 470 MHz		
XPR 7550 Ex	PMUE3750ABCNAA	North American Full Keypad Model (NAG FKP)
DP4801 Ex	PMUE3750ABCEAA	Europe, the Middle East, Africa, Australia and New Zealand Full Keypad Model (EMEA FKP)
DP4801 Ex	PMUE3750APCEAA	Europe, the Middle East, Africa, Australia and New Zealand Full Keypad Model (EMEA FKP)
DP4801 Ex	PMUE3750ACCEAA	Europe, the Middle East, Africa, Australia and New Zealand Full Keypad Model (EMEA FKP)
XiR P8668 Ex	PMUE3750ABCAAA	Asia Pacific Full Keypad Model (APAC FKP)
XiR P8668 Ex	PMUE3750ABFAAA	Asia Pacific Full Keypad Model (APAC FKP)
XiR P8668 Ex	PMUE3750ABEAAA	Asia Pacific Full Keypad Model (APAC FKP)
XiR P8668 Ex	PMUE3750ABDAAA	Asia Pacific Full Keypad Model (APAC FKP)
XiR P8668 Ex	PMUE3750ACCAAA	Asia Pacific Full Keypad Model (APAC FKP)
XiR P8668 Ex	PMUE3750ACDAAA	Asia Pacific Full Keypad Model (APAC FKP)
DGP 8550EX	PMUE3750ABCLAA	Latin American Caribbean Region Full Keypad (LACR FKP)
DGP 8050EX	PMUE3754ABALAA	Latin American Caribbean Region Non Keypad (LACR NKP)
XiR P8608 Ex	PMUE3754ABAAAA	Asia Pacific Non Keypad Model (APAC NKP)
XiR P8608 Ex	PMUE3754ACAAAA	Asia Pacific Non Keypad Model (APAC NKP)
DP4401 Ex	PMUE3755AAAEAA	Europe, the Middle East, Africa, Australia and New Zealand Non Keypad Model (EMEA NKP)

15.2 Description

With this supplement the certificate is changed to Directive 2014/34/EU.
(Annotation: In accordance with Article 41 of Directive 2014/34/EU, EC-Type Examination Certificates referring to 94/9/EC that were in existence prior to the date of application of 2014/34/EU (20 April 2016) may be referenced as if they were issued in accordance with Directive 2014/34/EU. Supplementary Certificates to such EC-Type Examination Certificates, and new issues of such certificates, may continue to bear the original certificate number issued prior to 20 April 2016.)

Reason for the supplement:

Change to Directive 2014/34/EU
Minor design changes
Additional versions of separately certified audio accessories
Additional version of the accu type NNTN8395B
Documentation updates

Description of Product

The radio telephones types XPR **** Ex, XiR P**** Ex, DP**** Ex and DGP ****EX are portable radios that serve communication in the VHF (136 to 174 MHz) and UHF (403 to 470 MHz) band.

The radios telephones are only used with the accu type NNTN8359A or type NNTN8359B and the Dust Cover with the part number 15012157001 or one of the approved accessories listed in this certificate.

The antennas listed below can be connected to the radio telephones

For use with the 136 – 174 MHz versions

Part No	Description
PMAD4126A	GPS helical antenna (136 – 147 MHz) Ex
PMAD4127A	GPS helical antenna (147 – 160 MHz) Ex
PMAD4128A	GPS helical antenna (160 – 174 MHz) Ex
PMAD4129A	Stubby antenna 11cm (136 – 147 MHz) Ex
PMAD4130A	Stubby antenna 11cm (147 – 160 MHz) Ex
PMAD4131A	Stubby antenna 11cm (160 – 174 MHz) Ex
PMAD4132A	Wideband antenna (136 – 174 MHz) Ex

For use with the 403 to 470 versions

Part No	Description
PMAE4081A	DMR folded monopole (403 – 433 MHz) Ex
PMAE4082A	DMR folded monopole (430 – 470 MHz) Ex
PMAE4083A	DMR stubby antenna (403 – 433 MHz) Ex
PMAE4084A	DMR stubby antenna (430 – 470 MHz) Ex
PMAE4085A	DMR whip antenna (403 – 470 MHz) Ex

The following carry devises can be used with the radio telephones:

Part No	Description
PMLN6086A	ATEX Belt Clip 2.5-Inch Belt Width
PMLN6096A	Hard Leather Carry Case 2.5-Inch Swivel Belt Loop for Non-Keypad Radio
PMLN6097A	Hard Leather Carry Case 2.5-Inch Swivel Belt Loop for Full-Keypad Radio
PMLN6098A	Soft Leather Carry Case 2.5-Inch Swivel Belt Loop for Non-Keypad Radio
PMLN6099A	Soft Leather Carry Case 2.5-Inch Swivel Belt Loop for Full-Keypad Radio
PMLN5610A	2.5-Inch Replacement Swivel Belt Loop

The following audio accessories, separately certified, can be connected to the radios:

Part No	Description	Certificate
PMMN4067B	ATEX CSA Remote Speaker Microphone	BVS 12 ATEX E 027 X
PMLN6047A	Audio Adapter with Molex jack The Audio Adapter with Molex jack is only approved for use in Gas hazardous (Group II) and dust hazardous (Group III) environments.	BVS 12 ATEX E 074 X

Furthermore the following audio accessories, separately certified, with a secondary audio interface to allow the connection of headsets can be connected to the radios:

PMMN4094A	ANC RSM ATEX 20 Ohm Standard Cable	BVS 15 ATEX E 054X
PMNN4100A	ANC RSM ATEX 20 Ohm Long Cable	BVS 15 ATEX E 054X
PMMN4110A	OMNI RSM 20 Ohm Standard Cable	BVS 15 ATEX E 054X
PMMN4111A	OMNI RSM 20 Ohm Long Cable	BVS 15 ATEX E 054X

FL5263-34	PTT Adapter for use with Headset (Motorola Part Number PMLN6368A) Approved for use in Mining (Group I) and Gas hazardous (Group II) environments Ambient temperature range: $-20\text{ °C} \leq T_a \leq +50\text{ °C}$	Nemko 13 ATEX1521X (Issue 2)
-----------	--	---------------------------------

FL4063-50-34	Small PTT adaptor (Motorola Part Number PMLN6803A) Approved for use in Mining (Group I) and Gas hazardous (Group II) environments Ambient temperature range: $-20\text{ °C} \leq T_a \leq +50\text{ °C}$	Nemko 13 ATEX1521X (Issue 2)
--------------	---	---------------------------------

AK6760T	Key Switch (PTT unit) (Motorola Part Number PMLN7310ASP01) Approved for use in Gas hazardous (Group II) environments.	Presafe 15 ATEX 6928 (Issue 1)
---------	---	-----------------------------------

The headsets listed below can be connected to the audio accessories.
Other accessories that have certified compatible interface parameters may also be connected.

MT7H79F-50	Standard Headset with microphone (Motorola Part Number PMLN6087A) Approved for use in Gas hazardous (Group II) environments. Ambient temperature range: $-20\text{ °C} \leq T_a \leq +50\text{ °C}$	Nemko 09 ATEX E 1114 X (Issue 2)
------------	--	-------------------------------------

MT7H79P3E-50	Standard Headset with microphone (Motorola Part Number PMLN6092A) Approved for use in Gas hazardous (Group II) environments. Ambient temperature range: $-20\text{ °C} \leq T_a \leq +50\text{ °C}$	Nemko 09 ATEX E 1114 X (Issue 2)
--------------	--	-------------------------------------

MT72H540P3E-50	Standard Headset with microphone (Motorola Part Number PMLN6333A) Approved for use in Gas hazardous (Group II) environments. Ambient temperature range: $-20\text{ °C} \leq T_a \leq +50\text{ °C}$	Nemko 09 ATEX E 1119 X (Issue 2)
----------------	--	-------------------------------------

MT7H79B-50	Headset series, Tactical XP (Motorola Part Number PMLN7531A) Approved for use in Gas hazardous (Group II) environments. Ambient temperature range: $-20\text{ °C} \leq T_a \leq +50\text{ °C}$	Nemko 09 ATEX1114X (Issue 2)
------------	---	---------------------------------

MT1H7F2-07-51	Headset series, Tactical XP (Motorola Part Number PMLN6090A) Approved for use in Mining (Group I) and Gas hazardous (Group II) environments. Ambient temperature range: $-10\text{ °C} \leq T_a \leq +40\text{ °C}$	Nemko 10 ATEX 1029 X (Issue 2)
---------------	--	-----------------------------------

MT1H7P3E2-07-51	Headset series, Tactical XP (Motorola Part Number PMLN6089A) Approved for use in Mining (Group I) and Gas hazardous (Group II) environments. Ambient temperature range: $-10\text{ °C} \leq T_a \leq +40\text{ °C}$	Nemko 10 ATEX 1029 X (Issue 2)
-----------------	--	-----------------------------------

MT1H7B2-07- 51 Headset series, Tactical XP Nemko 10 ATEX 1029X
(Motorola Part Number PMLN7535A) (Issue 2)
Approved for use in Mining (Group I) and Gas hazardous (Group II) environments.
Ambient temperature range: $-10\text{ °C} \leq T_a \leq +40\text{ °C}$

The accessories, the antennas and the battery can only be connected or disconnected outside the potentially hazardous environment.

The permissible ambient temperature range for the radio, the accu type NNTN8359A or type NNTN8359B, the ATEX CSA Remote Speaker Microphone type PMMN4067B, the ANC RSMs type PMMN4094A and PMNN4100A, the OMNI RSM type PMMN4111A and PMMN4110A and the Audio Adapter with Molex Jack type PMLN6047A is $-20\text{ °C} \leq T_a \leq +55\text{ °C}$.

The accu type NNTN8359A or NNTN8359B can only be charges outside the hazardous environment with chargers listed in the safety leaflet (Document 68012007083).

15.3 Parameters

15.3.1 Electrical Data

15.3.1.1 Frequency range

VHF-versions	136 – 174 MHz
UHF-versions	403 – 470 MHz

15.3.1.2 Output power

2 W max. (ib)

15.3.1.3 Supply Voltage

The radio is supplied by the accu type NNTN8359A or type NNTN8359B with the following supply voltage:

Nominal Voltage:	7.6 V DC
Peak open voltage:	8.4 V DC

15.3.1.4 When the Audio Adapter PMLN6047A (BVS 12 ATEX E 074 X) is used with the Radio telephones and the accu type NNTN8359A or type NNTN8359B the following interface parameters have to be considered for secondary audio devices connected to the audio adapter:

Max. Output voltage:	$U_o = 8.4\text{ V}$
Max. Output current:	$I_o = 75\text{ mA}$
Max. Output power:	$P_o = \text{linear characteristic}$
Effective internal capacitance:	$C_i = \text{negligible}$
Effective internal inductance:	$L_i = \text{negligible}$

Connectable values for the Group IIC and IIIC in combination:

Max. External capacitance:	$C_o = 0.1\text{ }\mu\text{F}$
Max. External inductance:	$L_o = 2\text{ mH}$

15.3.2 Ambient temperature range

$-20\text{ °C} \leq T_a \leq +55\text{ °C}$

15.3.3 Ingress protection for the radio telephone and the accus

IP64

16 Report Number

BVS PP 12.2167 EU, as of 2017-04-18

17 Special Conditions for Use

- 17.1 The antennas can only be connected/disconnected to the radios outside the hazardous environment.
- 17.2 The ATEX CSA Remote Speaker Microphone type PMMN4067B can only be connected/disconnected outside the hazardous environment.
- 17.3 The Audio Adapter type PMLN6047A with Molex jack can only be connected/disconnected outside the hazardous environment.



- 17.4 The ANC RSM type PMMN4094A and type PMMN4100A can only be connected/disconnected outside the hazardous environment.
- 17.5 The OMNI RSM type PMMN4110A and type PMMN4111A can only be connected/disconnected outside the hazardous environment.
- 17.6 The PPT Adapter type FL5263-34 PTT and type FL4063-50-34 can only be connected/disconnected outside the hazardous environment.
- 17.7 The Key Switch type AK6760T can only be connected/disconnected outside the hazardous environment.
- 17.8 For all separately certified accessories additional safety conditions listed in these certificates will apply.
- 17.9 When the Audio Adapter type PMLN6047A is connected, the radio can only be used in Gas (Group II) or Dust (Group III) hazardous environments.
- 17.10 When the PTT Adapter type FL5263-34 or the Small PPT Adapter type FL4063-50-34 with one of the approved headsets is connected, the radio can only be used in Mining (Group I) or Gas (Group II) hazardous environments.
- 17.11 When the Key Switch type AK6760T is connected, the radio can only be used in a Gas (Group II) hazardous environments.
- 17.12 The accu type NNTN8359A or type NNTN8359B can only be changed or charged outside the hazardous environment.

18 Essential Health and Safety Requirements


The Essential Health and Safety Requirements are covered by the standards listed under item 9.

19 Drawings and Documents

Drawings and documents are listed in the confidential report.

We confirm the correctness of the translation from the German original.
In the case of arbitration only the German wording shall be valid and binding.

DEKRA EXAM GmbH
Bochum, dated 2017-04-18
BVS-Ha/Nu A 20161166



Certifier



Approver





Hazardous Location Safety Instruction and Approved Accessories Listing for Radio Models below:

- XPR 7550 Ex North American Full-Keypad Model (NAG FKP)
- DP4801 Ex Europe, the Middle East, Africa, Australia and New Zealand Full-Keypad Model (EMEA FKP)
- XIR P8668 Ex Asia Pacific Full-Keypad Model (APAC FKP)
- DGP 8550 Ex Latin American Caribbean Region Full-Keypad Model (LACR FKP)
- DGP 8050 Ex Latin American Caribbean Region Non-Keypad Model (LACR NKP)
- XIR P8608 Ex Asia Pacific Non-Keypad Model (APAC NKP)
- DP4401 Ex Europe, the Middle East, Africa, Australia and New Zealand Non-Keypad Model (EMEA NKP)

IECEX – IECEX BVS 12.0070X

The radio models listed above, when properly equipped with the battery NNTN8359_, are certified for use per the classification below:

- Ex ib IIC T4 Gb (Approved for Zone 1, 2, Equipment group II, Gasgroup C, Temperature class T4)
- Ex ib IIIC T130°C Db (Approved for Zone 21, 22, Equipment group III, Dustgroup C)
- Ex ib I Mb (Approved for Zone M2, Equipment group I)

ATEX – BVS 12 ATEX E 117 X

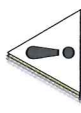
The radio models listed above, when properly equipped with the battery NNTN8359_, are certified for use per the classification below:

- II 2G Ex ib IIC T4 Gb (Approved for Category 2G/ Zone 1, 2, Equipment group II, Gasgroup C, Temperature class T4)
- II 2D Ex ib IIIC T130°C Db (Approved for Category 2D/ Zone 21, 22, Equipment group III, Dustgroup C)
- I M2 Ex ib I Mb (Approved Category/ Zone M2, Equipment group I)

The radios listed on page 1 are certified for:

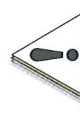
Ambient temperature range: -20°C ≤ Tamb ≤ 55°C
Ingress protection level: IP64

Operational Cautions for Intrinsic Safe Equipment

- 

The radio units must be ordered with the intrinsic safety option and shipped from the Motorola Solutions manufacturing facility with the hazardous location certification label. Radio will not be upgraded to this capability or labeled once they have been shipped.
- DO NOT charge the batteries inside the potentially hazardous atmosphere. Charge batteries only outside the hazardous atmosphere.
- Use only ATEX / IECEx approved accessories in the potentially hazardous atmosphere as listed in the section "Approved Accessories" on page 4.
- Check the hazardous location classification of the accessories. The system of radio and accessory is only protected to the lowest classification of both.
- When the audio adapter PMLN6047A is attached to the radio, the system is only approved for use in Gas (Group II) or Dust (Group III) hazardous environments but not for mining (Group I).
- When the radio is used in a hazardous area, it is mandatory that either the protective cover 15012157001 or an ATEX / IECEx approved accessory is fitted at the accessory connector.
- Ensure that only antennas listed in the Approved Accessories section are used in the potentially hazardous atmosphere.
- Change accessories, antennas or the dustcover only outside the hazardous environment in a dust free and dry environment.
- Check that the accessory connector area is in good condition (dry and free of dust).
- Fasten the accessory connector, antenna and dustcover tightly to the radio before entering the potentially hazardous atmosphere.
- DO NOT operate radio communications equipment in potentially hazardous areas unless it is certified as intrinsically safe. This could result in unsafe condition in hazardous areas. DO NOT use the unit in hazardous areas if it has been physically damaged (for example: cracked housing, water intrusion, damaged antenna). The intrinsic safety rating will be compromised and could result in unsafe condition in hazardous areas.
- DO NOT clean the radios and batteries when used in a Gas environment. For use in mining environments: The radios are only protected for the low risk of mechanical danger.
- If the charge indicator lights at the charger consistently indicate a defective battery or is deviating from those listed in the manual of the chargers the battery is not allowed to be used in the hazardous environment anymore.

Operational Warnings

- 

Failure to use a Motorola Solutions intrinsically safe battery or accessories that are specifically certified for that radio unit will negate the certification rating and could result in unsafe condition in hazardous areas.
- DO NOT disassemble an intrinsically safe product in any way that exposes the internal circuits of the unit. This could result in unsafe condition in hazardous areas.
- Service and repair must only be performed by Motorola Solutions trained service personnel or a Motorola Solutions-authorized service organization, to ensure continued compliance of our ATEX / IECEx certified radios.
- Unauthorized modification, or incorrect repair or service to the intrinsically safe product could adversely affect the certification rating and result in unsafe condition in hazardous areas.
- Use of non-Motorola Solutions parts or **substitution of parts will void the intrinsic safety approval rating of the Motorola Solutions unit** and could result in unsafe condition in hazardous areas.

The year of manufacturing is coded in the 2nd character of the 3 digit alphanumeric section of the serial number on the chassis of the radio (NNNAAAANNN).

CODE (2nd)	MANUFACTURING YEAR
N	2012
P	2013
Q	2014
R	2015
S	2016
T	2017
U	2018
V	2019
W	2020
X	2021
Y	2022
Z	2023

On the battery label, the year of manufacturer is coded in the 1st and 2nd digit of the 8-digit alphanumeric code located below the battery part number.

8-digit date code: abcd e fgh

Position ab: Year of battery manufacture.

For example: 12 = 2012, 13 = 2013, 14 = 2014, and so on.

Approved Accessories

The table below lists accessories that are approved for use in hazardous environments.

Antenna

Band	Part No	Description
UHF1	PMAE4081A	DMR Folded Monopole (403 – 433 MHz) Ex
UHF1	PMAE4082A	DMR Folded Monopole (430 – 470 MHz) Ex
UHF1	PMAE4083A	DMR Stubby Antenna (403 – 433 MHz) Ex
UHF1	PMAE4084A	DMR Stubby Antenna (430 – 470 MHz) Ex
UHF1	PMAE4085A	DMR Whip Antenna (403 – 470 MHz) Ex
VHF	PMAD4126A	GPS Helical Antenna (136 – 147 MHz) Ex
VHF	PMAD4127A	GPS Helical Antenna (147 – 160 MHz) Ex
VHF	PMAD4128A	GPS Helical Antenna (160 – 174 MHz) Ex
VHF	PMAD4129A	Stubby Antenna 11cm (136 – 147 MHz) Ex
VHF	PMAD4130A	Stubby Antenna 11cm (147 – 160 MHz) Ex
VHF	PMAD4131A	Stubby Antenna 11cm (160 – 174 MHz) Ex
VHF	PMAD4132A	Wideband Antenna (136 – 147 MHz) Ex

Batteries

Part No	Description
NNTN8359A	MOTOTRBO IECEX/ATEX IMPRES Li-Ion Battery
NNTN8359B	MOTOTRBO IECEX/ATEX IMPRES Li-Ion Battery

Carry Devices

Part No	Description
PMLN6086A	ATEX Belt Clip 2.5-Inch Belt Width
PMLN6096A	Hard Leather Carry Case 2.5-Inch Swivel Belt Loop for Non-Keypad Radio
PMLN6097A	Hard Leather Carry Case 2.5-Inch Swivel Belt Loop for Full-Keypad Radio

Carry Devices (Continued)

Part No	Description
PMLN6098A	Soft Leather Carry Case 2.5-Inch Swivel Belt Loop for Non-Keypad Radio
PMLN6099A	Soft Leather Carry Case 2.5-Inch Swivel Belt Loop for Full-Keypad Radio
PMLN5610A	2.5-Inch Replacement Swivel Belt Loop
15012157001	Dust Cover Assembly

Audio Accessories

Motorola Solutions Branded

Part No	Description	ATEX / IECEx Certification Numbers
PMMN4067B	ATEX CSA Remote Speaker Microphone	BVS 12 ATEX E 027 X / IECEx BVS 12.0016 X
PMLN6047A*	Audio Adapter with Molex Jack	BVS 12 ATEX E 074 X / IECEx BVS 12.0049 X
PMMN4094A	ANC RSM ATEX 20 Ohm Standard Cable	BVS 15 ATEX E 054 X / IECEx BVS 15.0047 X
PMMN4100A	ANC RSM ATEX 20 Ohm Long Cable	BVS 15 ATEX E 054 X / IECEx BVS 15.0047 X
PMMN4110A	OMNI RSM 20 Ohm Standard Cable	BVS 15 ATEX E 054 X / IECEx BVS 15.0047 X
PMMN4111A	OMNI RSM 20 Ohm Long Cable	BVS 15 ATEX E 054 X / IECEx BVS 15.0047 X

* The audio adapter PMLN6047A is only approved for use in Gas (Group II) and Dust (Group III) hazardous environments.

3rd Party Accessories

Accessories Connected to Radio

Part No	Type Designation	Description	ATEX / IECEx Certification Numbers
PMLN6368A	FL5263-34	PTT Adapter for use with Headset	Nemko 13 ATEX1521X Issue 2 / IECEx NEM 13.0001X Issue 2
PMLN6803A	FL4063-50-34	Small PTT Adaptor	Nemko 13 ATEX1521X Issue 2 / IECEx NEM 13.0001X Issue 2
PMLN7310ASP01	AK6760T	Key Switch (PTT unit)	Presafe 15 ATEX 6928 Issue 0 / IECEx PRE 15.0062 Issue 0

Accessories Connected to Nexus Jack

Part No	Type Designation	Description	ATEX / IECEx Certification Numbers
PMLN6087A	MT7H79F-50	Standard Headset, with Microphone and Speaker	Nemko 09 ATEX1114X Issue 2 / IECEx NEM 09.0004X Issue 2
PMLN6089A	MT1H7P3E2-07-51	Headset Series, Tactical XP	Nemko 10 ATEX1029X Issue 2 / IECEx NEM 11.0010X Issue 1
PMLN6090A	MT1H7F2-07-51	Headset Series, Tactical XP	Nemko 10 ATEX1029X Issue 2 / IECEx NEM 11.0010X Issue 1
PMLN6092A	MT7H79P3E-50	Standard Headset, with Microphone and Speaker	Nemko 09 ATEX1114X Issue 2 / IECEx NEM 09.0004X Issue 2
PMLN6333A	MT72H540P3E-50	Headset with Microphone and Speaker, Twin cup	Nemko 09 ATEX1119X Issue 2 / IECEx NEM 09.0005X Issue 2
PMLN7531A	MT7H79B-50	Peltor Basic Headset Neckband	Nemko 09 ATEX1114X Issue 2 / IECEx NEM 09.0004X Issue 2
PMLN7535A	MT1H7B2-07-51	Tactical XP Headset Neckband	Nemko 10 ATEX1029X Issue 1 / IECEx NEM 11.0010X Issue 1

Conditions for Safe Use:

- The headsets are only approved to be used with the radios when connected to the ANC RSM, OMNI RSM and the 3rd Party Accessories Connected to the Radio.
- Ensure the PTT Adapter for use with headset is tightly fastened to the radio.
- It is only allowed to connect or disconnect the ATEX PTT adapter and the headsets outside the hazardous environment.
- When the adapter FL5263-34 / FL4063-50-34 / AK6760T and one of the headsets are connected to the radios the system is certified for Category 2/Zone 1 Gas hazardous locations only with the following protection rating II 2G Ex ib IIC T4.
- The ambient temperature range is limited to $-20^{\circ}\text{C} \leq \text{Tamb} \leq +50^{\circ}\text{C}$ for FL5263-50-34.
- The ambient temperature range is limited to $-20^{\circ}\text{C} \leq \text{Tamb} \leq +40^{\circ}\text{C}$ for MT1H7F2-07-51 and MT1H7P3E2-07-51.



WARNING

- DO NOT use the system in Zone 0 hazardous environments.
- DO NOT use the system as an Personal Protective Equipment.
- DO NOT use the system in Group III dust hazardous environments.
- For MT1H7F2-07-51 and MT1H7P3E2-07-51, DO NOT replace batteries in hazardous environments.
- Use only batteries that are listed in the Certificate NEMKO 10ATEX1029X and IECEx NEM 11.0010X.

Chargers

The following tables list accessories that are approved for use outside the hazardous environments. The battery NNTN8359_ is only certified for use with the Motorola Solutions approved chargers listed below. This ensures the correct voltage levels (UM) and other charging parameters are applied to the battery charger contacts.

Charger Kit	Description	Charger Base	Power Supply Base	Power Cord
<i>Single Unit Charger</i>				
NNTN8273A	MOTOTRBO Core SUC with SMPS – Euro	NNTN8117A	25012006001	3004209T01
NNTN8274A	MOTOTRBO Core SUC with SMPS – UK/ Hong Kong	NNTN8117A	25012006001	3004209T02
NNTN8275A	MOTOTRBO Core SUC with SMPS – NA/ LA	NNTN8117A	25012006001	3004209T04
			25009297001 (Alternate)	N/A
NNTN8276A	MOTOTRBO Core SUC with SMPS – Japan	NNTN8117A	25012006001	3004209T15
NNTN8277A	MOTOTRBO Core SUC with SMPS – Korea	NNTN8117A	25012006001	3004209T13
NNTN8278A	MOTOTRBO Core SUC with SMPS – Australia/ NZ	NNTN8117A	25012006001	3004209T07
NNTN8280A	MOTOTRBO Core SUC with SMPS – Brazil	NNTN8117A	25012006001	3004209T16
WPLN4232A	MOTOTRBO IMPRES SUC 110 Vac 50/60 MHz – US	WPLN4243A	2571886T01	3004209T04
			25009297001 (Alternate)	N/A
WPLN4245B	IMPRES Single-Unit Charger - PRC	WPLN4226A	PS000037A05	N/A
WPLN4246A	MOTOTRBO IMPRES SUC with SMPS – Japan	WPLN4225A	2571886T01	3004209T15
WPLN4247A	MOTOTRBO IMPRES SUC 110 Vac 50/60 MHz – Japan	WPLN4226A	2571886T01	3004209T15
WPLN4248A	MOTOTRBO Core SUC with SMPS – Korea	WPLN4225A	2571886T01	3004209T13
WPLN4249A	MOTOTRBO IMPRES SUC with SMPS – Korea	WPLN4226A	2571886T01	3004209T13
WPLN4252A	MOTOTRBO Core SUC with SMPS – Argentina	WPLN4225A	2571886T01	3004209T08

Charger Kit	Description	Charger Base	Power Supply Base	Power Cord
WPLN4253A	MOTOTRBO IMPRES SUC with SMPS – NA/LA	WPLN4226A	2571886T01 25009297001 (Alternate)	3004209T04 N/A
WPLN4254A	MOTOTRBO IMPRES SUC with SMPS – UK	WPLN4226A	2571886T01	3004209T02
WPLN4255A	MOTOTRBO IMPRES SUC with SMPS – Euro	WPLN4226A	2571886T01	3004209T01
WPLN4256A	MOTOTRBO IMPRES SUC with SMPS – Australia/NZ	WPLN4226A	2571886T01	3004209T07
WPLN4257A	MOTOTRBO IMPRES SUC with SMPS – Argentina	WPLN4226A	2571886T01	3004209T08
WPLN4259A	MOTOTRBO Core SUC with SMPS – NA/LA	WPLN4225A	2571886T01 25009297001 (Alternate)	3004209T04 N/A
WPLN4260A	MOTOTRBO Core SUC with SMPS – UK	WPLN4225A	2571886T01	3004209T02
WPLN4262A	MOTOTRBO Core SUC with SMPS – Australia/NZ	WPLN4225A	2571886T01	3004209T07
WPLN4272A	MOTOTRBO Core SUC with SMPS – Euro	WPLN4225A	2571886T01	3004209T01
WPLN4281A	MOTOTRBO IMPRES SUC – Brazil	WPLN4243A	2571886T01	3004209T16
WPLN4246B	MOTOTRBO IMPRES SUC with SMPS – Japan	WPLN4225A	25012006001	3004209T15
WPLN4247B	IMPRES SUC Level V SMPS JAPAN Cord	WPLN4226A	25012006001	3004209T15
WPLN4248B	MOTOTRBO Core SUC with SMPS – Korea	WPLN4225A	25012006001	3004209T13
WPLN4249B	MOTOTRBO IMPRES SUC with SMPS – Korea	WPLN4226A	25012006001	3004209T13
WPLN4252B	MOTOTRBO Core SUC with SMPS – Argentina	WPLN4225A	25012006001	3004209T08
WPLN4253B	MOTOTRBO IMPRES SUC with SMPS – NA/LA	WPLN4226A	25012006001 25009297001 (Alternate)	3004209T04 N/A
WPLN4254B	MOTOTRBO IMPRES SUC with SMPS – UK	WPLN4226A	25012006001	3004209T02

Charger Kit	Description	Charger Base	Power Supply Base	Power Cord
WPLN4255B	MOTOTRBO IMPRES SUC with SMPS – Euro	WPLN4226A	25012006001	3004209T01
WPLN4256B	MOTOTRBO IMPRES SUC with SMPS – Australia/NZ	WPLN4226A	25012006001	3004209T07
WPLN4257B	MOTOTRBO IMPRES SUC with SMPS – Argentina	WPLN4226A	25012006001	3004209T08
WPLN4259B	MOTOTRBO Core SUC with SMPS – NA/LA	WPLN4225A	25012006001	3004209T04
			25009297001 (Alternate)	N/A
WPLN4260B	MOTOTRBO Core SUC with SMPS – UK	WPLN4225A	25012006001	3004209T02
WPLN4262B	MOTOTRBO Core SUC with SMPS – Australia/NZ	WPLN4225A	25012006001	3004209T07
WPLN4272B	MOTOTRBO Core SUC with SMPS – Euro	WPLN4225A	25012006001	3004209T01
WPLN4281B	MOTOTRBO IMPRES SUC – Brazil	WPLN4243A	25012006001	3004209T16
Charger Kit	Description	Charger Base	Power Cord	
<i>Multi Unit Charger</i>				
PMLN5256A	MOTOTRBO IMPRES Multi Unit Charger – Japan	WPLN4211A	30087791G20	
PMLN5256B	MOTOTRBO IMPRES Multi Unit Charger – Japan	WPLN4211B	30087791G20	
WPLN4212A	MOTOTRBO IMPRES Multi Unit Charger – US/NA	WPLN4211A	30087791G01	
WPLN4212B	MOTOTRBO IMPRES Multi Unit Charger – US/NA	WPLN4211B	30087791G01	
WPLN4213A	MOTOTRBO IMPRES Multi Unit Charger – Euro	WPLN4211A	30087791G04	
WPLN4213B	MOTOTRBO IMPRES Multi Unit Charger – Euro	WPLN4211B	30087791G04	
WPLN4214A	MOTOTRBO IMPRES Multi Unit Charger – UK	WPLN4211A	30087791G07	
WPLN4214B	MOTOTRBO IMPRES Multi Unit Charger – UK	WPLN4211B	30087791G07	
WPLN4215A	MOTOTRBO IMPRES Multi Unit Charger – Australia/ NZ	WPLN4211A	30087791G10	

Charger Kit	Description	Charger Base	Power Cord
WPLN4215B	MOTOTRBO IMPRES Multi Unit Charger – Australia/ NZ	WPLN4211B	30087791G10
WPLN4216A	MOTOTRBO IMPRES Multi Unit Charger – Argentina	WPLN4211A	30087791G013
WPLN4216B	MOTOTRBO IMPRES Multi Unit Charger – Argentina	WPLN4211B	30087791G013
WPLN4217A	MOTOTRBO IMPRES Multi Unit Charger – Korea	WPLN4211A	30087791G016
WPLN4217B	MOTOTRBO IMPRES Multi Unit Charger – Korea	WPLN4211B	30087791G016
WPLN4219A	MOTOTRBO IMPRES Multi Unit Charger w/display – US/NA	WPLN4218A	30087791G01
WPLN4219B	MOTOTRBO IMPRES Multi Unit Charger w/display – US/NA	WPLN4218B	30087791G01
WPLN4220A	MOTOTRBO IMPRES Multi Unit Charger w/display – Euro	WPLN4218A	30087791G04
WPLN4220B	MOTOTRBO IMPRES Multi Unit Charger w/display – Euro	WPLN4218B	30087791G04
WPLN4221A	MOTOTRBO IMPRES Multi Unit Charger w/display – UK	WPLN4218A	30087791G07
WPLN4221B	MOTOTRBO IMPRES Multi Unit Charger w/display – UK	WPLN4218B	30087791G07
WPLN4222A	MOTOTRBO IMPRES Multi Unit Charger w/display – Australia/NZ	WPLN4218A	30087791G10
WPLN4222B	MOTOTRBO IMPRES Multi Unit Charger w/display – Australia/NZ	WPLN4218A	30087791G10
WPLN4223A	MOTOTRBO IMPRES Multi Unit Charger w/display – Argentina	WPLN4218A	30087791G13
WPLN4223B	MOTOTRBO IMPRES Multi Unit Charger w/display – Argentina	WPLN4218B	30087791G13
WPLN4224A	MOTOTRBO IMPRES Multi Unit Charger w/display – Korea	WPLN4218A	30087791G16
WPLN4224B	MOTOTRBO IMPRES Multi Unit Charger w/display – Korea	WPLN4218B	30087791G16
WPLN4237A	MOTOTRBO IMPRES Multi Unit Charger – EMEA Hybrid	WPLN4211A	30087791G01
WPLN4327B	MOTOTRBO IMPRES Multi Unit Charger – EMEA Hybrid	WPLN4211B	30087791G01
WPLN4238A	MOTOTRBO IMPRES Multi Unit Charger w/display – EMEA Hybrid	WPLN4218A	30087791G01
WPLN4239A	MOTOTRBO IMPRES Multi Unit Charger w/1-up Display – US	WPLN4218A	30087791G01

Charger Kit	Description	Charger Base	Power Cord
WPLN4239B	MOTOTRBO IMPRES Multi Unit Charger w/1-up Display – US	WPLN4218B	3087791G01
WPLN4277A	MOTOTRBO IMPRES Multi Unit Charger – Brazil	WPLN4211A	3087791G22
WPLN4277B	MOTOTRBO IMPRES Multi Unit Charger – Brazil	WPLN4211B	3087791G22
WPLN4278A	MOTOTRBO IMPRES Multi Unit Charger – Brazil	WPLN4218A	3087791G22
WPLN4278B	MOTOTRBO IMPRES Multi Unit Charger – Brazil	WPLN4218B	3087791G22
PMPN4308A	Charger Desktop Multi Unit Maintenance W/O Inserts IMPRES 2 1 Display Internal PS 100-240VAC EU	PMPN4327A	3087791G04
PMPN4309A	Charger Desktop Multi Unit Maintenance W/O Inserts IMPRES 2 1 Display Internal PS 100-240VAC AUS/NZ	PMPN4327A	3087791G10
PMPN4310A	Charger Desktop Multi Unit Maintenance W/O Inserts IMPRES 2 1 Display Internal PS 100-240VAC KOREA	PMPN4327A	3087791G16
PMPN4311A	Charger Desktop Multi Unit Maintenance W/O Inserts IMPRES 2 1 Display Internal PS 100-240VAC JAPAN	PMPN4327A	3087791G20
PMPN4312A	Charger Desktop Multi Unit Maintenance W/O Inserts IMPRES 2 1 Display Internal PS 100-240VAC CN	PMPN4327A	3087791G21
PMPN4319A	Charger Desktop Multi Unit Maintenance W/O Inserts IMPRES 2 1 Display Internal PS 100-240VAC UK	PMPN4327A	3087791G07
PMPN4320A	Charger Desktop Multi Unit Maintenance W/O Inserts IMPRES 2 1 Display Internal PS 100-240VAC EU BZ	PMPN4327A	3087791G22
PMPN4321A	Charger Desktop Multi Unit Maintenance W/O Inserts IMPRES 2 1 Display Internal PS 100-240VAC US/NA	PMPN4327A	3087791G01
PMPN4322A	Charger Desktop Multi Unit Maintenance W/O Inserts IMPRES 2 1 Display Internal PS 100-240VAC ARG	PMPN4327A	3087791G13
PMPN4284A	Charger, Multi-Unit, IMPRES-G2, 1-Disp, With 90W PS US/NA	PMPN4283A	3087791G01
PMPN4289A	Charger, Multi-Unit, IMPRES-G2, 1-Disp, With 90W PS EU	PMPN4283A	3087791G04
PMPN4290A	Charger, Multi-Unit, IMPRES-G2, 1-Disp, With 90W PS UK/HK	PMPN4283A	3087791G07
PMPN4291A	Charger, Multi-Unit, IMPRES-G2, 1-Disp, With 90W PS ARG	PMPN4283A	3087791G13
PMPN4292A	Charger, Multi-Unit, IMPRES-G2, 1-Disp, With 90W PS BZ	PMPN4283A	3087791G22
PMPN4293A	Charger, Multi-Unit, IMPRES-G2, 1-Disp, With 90W PS AUS/NZ	PMPN4283A	3087791G10

Charger Kit	Description	Charger Base	Power Cord
PMPN4294A	Charger, Multi-Unit, IMPRES-G2, 1-Disp, With 90W PS KOR	PMPN4283A	3087791G16
PMPN4295A	Charger, Multi-Unit, IMPRES-G2, 1-Disp, With 90W PS JP	PMPN4283A	3087791G20
PMPN4296A	Charger, Multi-Unit, IMPRES-G2, 1-Disp, With 90W PS CN	PMPN4283A	CB000199A01
Charger Kit	Description		
Charger Insert			
HN001221A01	Pocket Insert, SoC MUC, Belize Nextex		-
Charger Kit	Description		Charger Base
Vehicular Charger			
NNTN7616C	MOTOTRBO VC – NA/Euro		NNTN7615C
NNTN7616D	MOTOTRBO VC – EU		NNTN7615D
Charger Kit	Description		Charger Base
Travel Charger			
NNTN8525A	MOTOTRBO TC		-
Charger Kit	Description		
Battery Data Reader			
NNTN7392A	IMPRES Battery Data Reader		-
NNTN7677A	IMPRES Charger Interface Unit Multi Unit Charger		
NNTN8045A	IMPRES Charger Interface Unit Single Unit Charger		

Déclaration UE de Conformité (DoC-16041400280-C)

La présente déclaration de conformité est établie sous la seule responsabilité du fabricant. L'objet de la déclaration décrit ci-dessus est conforme à la législation d'harmonisation de l'Union applicable:

Directive 2014/53/UE (RED)
Directive 2014/34/UE (ATEX)
Directive 2012/19/UE (WEEE)
Directive 2011/65/UE (RoHS)
Directive 2013/35/UE (EMF)
Directive 1999/5/CE (R&TTE) Pour les pays où la Directive 2014/53/UE (RED) n'est pas en vigueur

Objet de la déclaration: MOTOTRBO DP4000 Ex ATEX Portable Radios Series
DP4401 Ex, Type Designator, PBE302BEEEx, PBE302BEGEx, 136-174MHz, TX 1W, plain
DP4801 Ex, Type Designator, PBE302HEEEx, PBE302HEGEx, 136-174MHz, TX 1W, full keypad, Display
Fréquences nationales sous licence uniquement

Remarques Remplacées: Cette déclaration de conformité remplace DOC-16041400280-B

Mis sur le marché par: Motorola Solutions Germany GmbH, Am Borsigturm 130, 13507 Berlin, Germany

Par conformité, nous faisons référence à la conformité avec les exigences applicables des normes suivantes :

RED

EN 300 086 V2.1.2,
EN 300 113-2 v2.2.1,
EN 300 219-2 v2.1.1,
EN 300 440 V2.1.1

RTTE

EN 300 086 - 1 V1.4.1, EN 300 086 - 2 V1.3.1
EN 300 113 - 1 V1.7.1, EN 300 113 - 2 V1.5.1
EN 300 219 - 1 V1.2.1, EN 300 219 - 2 V1.1.1
EN 300 440 - 1 V1.6.1, EN 300 440 - 2 V1.4.1

EN 301 489-1 V1.9.2,
EN 301 489-5 V1.3.1

EN 60950-1:2006/A11:2009/A1:2010/A12:2011/AC:2011/A2:2013

Conforme à la directive ICNIRP (1998) sur les limites d'exposition contrôlée ou à usage professionnel

EN 62311:2008

EN60079-0:2012 + A11:2013, EN 60079-11:2012

Année de première application du marquage CE: 2012

ATEX Notified Body Number 0158; DEKRA EXAM GmbH, Dinnendahlstr. 9, 44809 Bochum, Germany

EC Type Examination Certificate: BVS 12 ATEX E117 X

Classification ATEX: II 2G Ex ib IIC T4 Gb; II 2D Ex ib IIIC T130°C Db; I M2 Ex ib I Mb; IP64

Les séries de tests radio essentiels, telles que définies dans les normes harmonisées, ont été effectuées avec succès.

Détenteur du document: Motorola Solutions Germany GmbH, Am Borsigturm 130, D-13507 Berlin, Germany

Nous confirmons l'exactitude de cette traduction. Celle-ci est valable uniquement si elle est fournie avec la version anglaise d'origine signée.

Rev. 1 Complément à Déclaration UE de Conformité (DoC-16041400280-C)

La présente déclaration de conformité est un complément à la déclaration de conformité du produit mentionnée ci-dessus et est publiée sous la seule responsabilité du fabricant.

Les accessoires décrits ci-dessous sont conformes à la réglementation d'harmonisation de l'Union européenne. Les accessoires suivants sont certifiés et approuvés pour une utilisation avec les radios répertoriées dans la déclaration de conformité mentionnée.

<u>NUMÉRO DE PIÈCE</u>	<u>DESCRIPTION (POUR INFORMATION SEULEMENT)</u>
ANTENNE	
PMAD4126A	GPS helical antenna (136-147MHZ) Ex
PMAD4127A	GPS helical antenna (147-160MHZ) Ex
PMAD4128A	GPS helical antenna (160-174MHZ) Ex
PMAD4129A	Stubby Antenna 11cm (136-147MHZ) Ex
PMAD4130A	Stubby Antenna (147-160MHZ) Ex
PMAD4131A	Stubby Antenna (160-174MHZ) Ex
PMAD4132A	Wideband Antenna (136-174MHZ) Ex
AUDIO	
PMLN6047A	Audio Adapter with Molex Jack
PMLN6087A	Peltor MT7H79F-50, STANDARD HEADSET, WITH MICROPHONE AND SPEAKER
PMLN6089A	Peltor MT1H7P3E2-07-51, HEADSET SERIES, TACTICAL XP
PMLN6090A	Peltor MT1H7F2-07-51, HEADSET SERIES, TACTICAL XP
PMLN6092A	Peltor MT7H79P3E-50, STANDARD HEADSET, WITH MICROPHONE AND SPEAKER
PMLN6333A	Peltor MT72H540P3E-50, Headset with Microphone and Speaker, Twin cup
PMLN7188B	ATEX 3.5mm RX only earpiece
PMLN7310ASP01	ATEX PTT SWITCH WITH NEXUS JACK
PMLN7531A	Peltor ATEX Standard Overhead Headset
PMLN7535A	Peltor ATEX Tactical Overhead Band Headset
PMMN4067B	Remote Speaker Microphone
PMMN4094A	Noise Cancelling ATEX RSM
PMMN4110A	IMPRES ATEX OMNI RSM
BATTERIE	
NNTN8359A	Belize ATEX Li-Ion Battery (Hi-Cap) improved de-sense
PORT SUR LE CORPS	
PMLN5610A	Replacement 2.5 inch Swivel Belt Loop
PMLN6086A	Belize ATEX Belt Clip
PMLN6096A	Hard Leather Carry Case 2.5-Inch Swivel Belt Loop for Non-Keypad Radio
PMLN6097A	Belize ATEX Hard Leather Carry Case 2.5 SWL FKP

Rev. 1 Complément à Déclaration UE de Conformité (DoC-16041400280-C)

La présente déclaration de conformité est un complément à la déclaration de conformité du produit mentionnée ci-dessus et est publiée sous la seule responsabilité du fabricant.

Les accessoires décrits ci-dessous sont conformes à la réglementation d'harmonisation de l'Union européenne. Les accessoires suivants sont certifiés et approuvés pour une utilisation avec les radios répertoriées dans la déclaration de conformité mentionnée.

<u>NUMÉRO DE PIÈCE</u>	<u>DESCRIPTION (POUR INFORMATION SEULEMENT)</u>
PORT SUR LE CORPS	
PMLN6098A	Soft Leather Carry Case 2.5-Inch Swivel Belt Loop for Non-Keypad Radio
PMLN6099A	Belize ATEX Soft Leather Carry Case 2.5 SWL FKP

AUTRES COMMENTAIRES

15012157001	Dust Cover Assembly
PMLN6368A	Adapter For Peltor Headset FL5263-34

LOGICIEL

Le logiciel radio installé est sous l'entière responsabilité du fabricant, sans aucun accès par l'utilisateur et est conforme aux directives applicables.

Les accessoires ci-dessus sont présentés avec leurs numéros de référence mondiaux. Dans la pratique, l'accessoire sera doté d'un préfixe régional. Les préfixes sont utilisés pour la création de kits régionaux : principalement le manuel (langues) et l'emballage. Les préfixes sont MD pour les pays d'Europe, AA pour les États-Unis et AZ pour la région Asie/Pacifique.

Remarque: un exemplaire signé et daté de la déclaration de conformité mentionnée ci-dessus peut être obtenu auprès de votre service d'assistance Motorola local ou du revendeur qui vous a fourni cette radio. Vous pouvez aussi le demander par courrier électronique à l'adresse manufacturerdeclaration.eu@motorolasolutions.com, ou sur le site <http://www.motorolasolutions.com/Business/XU-EN/BMS+Resource+Library>.

EU-Konformitätserklärung (DoC-16041400280-C)

Die alleinige Verantwortung für die Ausstellung dieser Konformitätserklärung trägt der Hersteller. Der oben beschriebene Gegenstand der Erklärung erfüllt die einschlägigen Harmonisierungsrechtsvorschriften der Union:

Richtlinie 2014/53/EU (RED)
Richtlinie 2014/34/EU (ATEX)
Richtlinie 2012/19/EU (WEEE)
Richtlinie 2011/65/EU (RoHS)
Richtlinie 2013/35/EU (EMF)
Richtlinie 1999/5/EG (R&TTE) Für die Länder, in denen die Richtlinie 2014/53/EU (RED) nicht in Kraft ist

Gegenstand der Erklärung: MOTOTRBO DP4000 Ex ATEX Portable Radios Series
DP4401 Ex, Type Designator, PBE302BEEEx, PBE302BEGEx, 136-174MHz, TX 1W, plain
DP4801 Ex, Type Designator, PBE302HEEEx, PBE302HEGEx, 136-174MHz, TX 1W, full keypad, Display
Ausschließlich lizenzierte nationale Frequenzen

Überholte Bemerkungen: Diese Konformitätserklärung ersetzt die DOC-16041400280-B

Auf den Markt gebracht durch: Motorola Solutions Germany GmbH, Am Borsigturm 130, 13507 Berlin, Germany

Die Konformität wird durch die Einhaltung der geltenden Anforderungen der folgenden Standards gezeigt:

RED

EN 300 086 V2.1.2,
EN 300 113-2 v2.2.1,
EN 300 219-2 v2.1.1,
EN 300 440 V2.1.1

RTTE

EN 300 086 - 1 V1.4.1, EN 300 086 - 2 V1.3.1
EN 300 113 - 1 V1.7.1, EN 300 113 - 2 V1.5.1
EN 300 219 - 1 V1.2.1, EN 300 219 - 2 V1.1.1
EN 300 440 - 1 V1.6.1, EN 300 440 - 2 V1.4.1

EN 301 489-1 V1.9.2,
EN 301 489-5 V1.3.1

EN 60950-1:2006/A11:2009/A1:2010/A12:2011/AC:2011/A2:2013

Konform mit den ICNIRP (1998) Grenzwerten berufsbedingter/kontrollierter Exposition
EN 62311:2008

EN60079-0:2012 + A11:2013, EN 60079-11:2012

Jahr der erstmaligen Anwendung der CE-Kennzeichnung: 2012

ATEX Notified Body Number 0158; DEKRA EXAM GmbH, Dinnendahlstr. 9, 44809 Bochum, Germany
EC Type Examination Certificate: BVS 12 ATEX E117 X
ATEX-Klassifizierung: II 2G Ex ib IIC T4 Gb; II 2D Ex ib IIIC T130°C Db; I M2 Ex ib I Mb; IP64

Die grundlegenden Testreihen wurden gemäß den angegebenen harmonisierten Standards durchgeführt.

Dokumentverwaltung: Motorola Solutions Germany GmbH, Am Borsigturm 130, D-13507 Berlin, Germany

Wir bestätigen die Richtigkeit dieser Übersetzung. Sie ist nur gültig, wenn sie mit der signierten englischen Originalversion bereitgestellt wurde.

Rev. 1 Zusatz zu EU-Konformitätserklärung (DoC-16041400280-C)

Diese Konformitätserklärung gilt als Ergänzung zur oben erwähnten Produkt-Konformitätserklärung und unterliegt der alleinigen Verantwortung des Herstellers.

Das unten erwähnte Zubehör entspricht den einschlägigen Harmonisierungsrechtsvorschriften der Union.

Die aufgelisteten Zubehörteile sind für den Funkgerätebetrieb in der genannten Konformitätserklärung zertifiziert und zugelassen.

<u>TEILNUMMER</u>	<u>BESCHREIBUNG (NUR ZUR INFORMATION)</u>
ANTENNE	
PMAD4126A	GPS helical antenna (136-147MHZ) Ex
PMAD4127A	GPS helical antenna (147-160MHZ) Ex
PMAD4128A	GPS helical antenna (160-174MHZ) Ex
PMAD4129A	Stubby Antenna 11cm (136-147MHZ) Ex
PMAD4130A	Stubby Antenna (147-160MHZ) Ex
PMAD4131A	Stubby Antenna (160-174MHZ) Ex
PMAD4132A	Wideband Antenna (136-174MHZ) Ex
AUDIOZUBEHÖR	
PMLN6047A	Audio Adapter with Molex Jack
PMLN6087A	Peltor MT7H79F-50, STANDARD HEADSET, WITH MICROPHONE AND SPEAKER
PMLN6089A	Peltor MT1H7P3E2-07-51, HEADSET SERIES, TACTICAL XP
PMLN6090A	Peltor MT1H7F2-07-51, HEADSET SERIES, TACTICAL XP
PMLN6092A	Peltor MT7H79P3E-50, STANDARD HEADSET, WITH MICROPHONE AND SPEAKER
PMLN6333A	Peltor MT72H540P3E-50, Headset with Microphone and Speaker, Twin cup
PMLN7188B	ATEX 3.5mm RX only earpiece
PMLN7310ASP01	ATEX PTT SWITCH WITH NEXUS JACK
PMLN7531A	Peltor ATEX Standard Overhead Headset
PMLN7535A	Peltor ATEX Tactical Overhead Band Headset
PMMN4067B	Remote Speaker Microphone
PMMN4094A	Noise Cancelling ATEX RSM
PMMN4110A	IMPRES ATEX OMNI RSM
AKKU	
NNTN8359A	Belize ATEX Li-Ion Battery (Hi-Cap) improved de-sense
AM KÖRPER GETRAGEN	
PMLN5610A	Replacement 2.5 inch Swivel Belt Loop
PMLN6086A	Belize ATEX Belt Clip
PMLN6096A	Hard Leather Carry Case 2.5-Inch Swivel Belt Loop for Non-Keypad Radio
PMLN6097A	Belize ATEX Hard Leather Carry Case 2.5 SWL FKP

Rev. 1 Zusatz zu EU-Konformitätserklärung (DoC-16041400280-C)

Diese Konformitätserklärung gilt als Ergänzung zur oben erwähnten Produkt-Konformitätserklärung und unterliegt der alleinigen Verantwortung des Herstellers.

Das unten erwähnte Zubehör entspricht den einschlägigen Harmonisierungsrechtsvorschriften der Union.

Die aufgelisteten Zubehörteile sind für den Funkgerätebetrieb in der genannten Konformitätserklärung zertifiziert und zugelassen.

<u>TEILNUMMER</u>	<u>BESCHREIBUNG (NUR ZUR INFORMATION)</u>
AM KÖRPER GETRAGEN	
PMLN6098A	Soft Leather Carry Case 2.5-Inch Swivel Belt Loop for Non-Keypad Radio
PMLN6099A	Belize ATEX Soft Leather Carry Case 2.5 SWL FKP

ANDERE	
15012157001	Dust Cover Assembly
PMLN6368A	Adapter For Peltor Headset FL5263-34

SOFTWARE

Die installierte Funkgerätesoftware unterliegt der vollständigen Kontrolle des Herstellers ohne Zugriff durch den Benutzer und entspricht den dazugehörigen Richtlinien.

Die oben erwähnten Zubehörteile werden mit ihren globalen Teilenummern angezeigt. In der Praxis hat das Zubehör regionale Teilenummern. Teilenummern werden nur für regionales Kitting erstellt. In erster Linie für Handbücher (Sprachen) und Verpackungen. Teilenummern sind: MD für europäische Länder, AA für die USA und AZ für Asien/Pazifikraum.

Hinweis: Eine Kopie der oben genannten unterschriebenen und datierten Konformitätserklärung kann von Ihrem lokalen Motorola Help Desk sowie vom Händler, bei dem Sie dieses Funkgerät erworben haben oder alternativ über unsere E-Mail-Adresse oder Webseite angefordert werden: manufacturerdeclaration.eu@motorola.com oder unter <http://www.motorolasolutions.com/Business/XU-EN/BMS+Resource+Library>

Dichiarazione di conformità UE (DoC-16041400280-C)

La presente dichiarazione di conformità è rilasciata sotto l'esclusiva responsabilità del fabbricante. L'oggetto della dichiarazione di cui sopra è conforme alla pertinente normativa di armonizzazione dell'Unione:

Direttiva 2014/53/UE (RED)
Direttiva 2014/34/UE (ATEX)
Direttiva 2012/19/UE (WEEE)
Direttiva 2011/65/UE (RoHS)
Direttiva 2013/35/UE (EMF)
Direttiva 1999/5/CE (R&TTE) Per i paesi in cui la Direttiva 2014/53/UE (RED) non è in vigore

Oggetto della dichiarazione: MOTOTRBO DP4000 Ex ATEX Portable Radios Series
DP4401 Ex, Type Designator, PBE302BEEEx, PBE302BEGEx, 136-174MHz, TX 1W, plain
DP4801 Ex, Type Designator, PBE302HEEEx, PBE302HEGEx, 136-174MHz, TX 1W, full keypad, Display
Solo frequenze nazionali con licenza

Osservazioni preesistenti: Questa Dichiarazione di conformità sostituisce DOC-16041400280-B

Commercializzato da: Motorola Solutions Germany GmbH, Am Borsigturm 130, 13507 Berlin, Germany

La conformità è dimostrata dalla rispondenza ai requisiti applicabili dei seguenti standard:

RED

EN 300 086 V2.1.2,
EN 300 113-2 v2.2.1,
EN 300 219-2 v2.1.1,
EN 300 440 V2.1.1

RTTE

EN 300 086 - 1 V1.4.1, EN 300 086 - 2 V1.3.1
EN 300 113 - 1 V1.7.1, EN 300 113 - 2 V1.5.1
EN 300 219 - 1 V1.2.1, EN 300 219 - 2 V1.1.1
EN 300 440 - 1 V1.6.1, EN 300 440 - 2 V1.4.1

EN 301 489-1 V1.9.2,
EN 301 489-5 V1.3.1

EN 60950-1:2006/A11:2009/A1:2010/A12:2011/AC:2011/A2:2013

Conforme ai limiti di esposizione per scopi professionali/controllati dello standard ICNIRP (1998)
EN 62311:2008

EN60079-0:2012 + A11:2013, EN 60079-11:2012

Anno di prima applicazione del marchio CE: 2012

ATEX Notified Body Number 0158; DEKRA EXAM GmbH, Dinnendahlstr. 9, 44809 Bochum, Germany
EC Type Examination Certificate: BVS 12 ATEX E117 X
Classificazione ATEX: II 2G Ex ib IIC T4 Gb; II 2D Ex ib IIIC T130°C Db; I M2 Ex ib I Mb; IP64

È stata eseguita la serie di prove radio essenziali, come definito nelle norme armonizzate citate.

Riferimento del documento: Motorola Solutions Germany GmbH, Am Borsigturm 130, D-13507 Berlin, Germany

Si conferma la correttezza di questa traduzione. È valida solo se fornita con la versione originale in inglese firmata.

Rev. 1 Allegato al Dichiarazione di conformità UE (DoC-16041400280-C)

Questa dichiarazione di conformità è un allegato alla Dichiarazione di conformità del prodotto indicato sopra ed è stato emesso sotto la sola responsabilità del produttore.

Gli accessori descritti di seguito sono conformi alla normativa di armonizzazione dell'Unione Europea.

Gli accessori elencati sono certificati e approvati per l'uso con le radio riportate nella Dichiarazione di conformità a cui si fa riferimento.

<u>NUMERO DI PARTE</u>	<u>DESCRIZIONE (SOLO PER INFORMAZIONI)</u>
ANTENNA	
PMAD4126A	GPS helical antenna (136-147MHZ) Ex
PMAD4127A	GPS helical antenna (147-160MHZ) Ex
PMAD4128A	GPS helical antenna (160-174MHZ) Ex
PMAD4129A	Stubby Antenna 11cm (136-147MHZ) Ex
PMAD4130A	Stubby Antenna (147-160MHZ) Ex
PMAD4131A	Stubby Antenna (160-174MHZ) Ex
PMAD4132A	Wideband Antenna (136-174MHZ) Ex
AUDIO	
PMLN6047A	Audio Adapter with Molex Jack
PMLN6087A	Peltor MT7H79F-50, STANDARD HEADSET, WITH MICROPHONE AND SPEAKER
PMLN6089A	Peltor MT1H7P3E2-07-51, HEADSET SERIES, TACTICAL XP
PMLN6090A	Peltor MT1H7F2-07-51, HEADSET SERIES, TACTICAL XP
PMLN6092A	Peltor MT7H79P3E-50, STANDARD HEADSET, WITH MICROPHONE AND SPEAKER
PMLN6333A	Peltor MT72H540P3E-50, Headset with Microphone and Speaker, Twin cup
PMLN7188B	ATEX 3.5mm RX only earpiece
PMLN7310ASP01	ATEX PTT SWITCH WITH NEXUS JACK
PMLN7531A	Peltor ATEX Standard Overhead Headset
PMLN7535A	Peltor ATEX Tactical Overhead Band Headset
PMMN4067B	Remote Speaker Microphone
PMMN4094A	Noise Cancelling ATEX RSM
PMMN4110A	IMPRES ATEX OMNI RSM
BATTERIA	
NNTN8359A	Belize ATEX Li-Ion Battery (Hi-Cap) improved de-sense
INDOSSABILE	
PMLN5610A	Replacement 2.5 inch Swivel Belt Loop
PMLN6086A	Belize ATEX Belt Clip
PMLN6096A	Hard Leather Carry Case 2.5-Inch Swivel Belt Loop for Non-Keypad Radio
PMLN6097A	Belize ATEX Hard Leather Carry Case 2.5 SWL FKP

Rev. 1 Allegato al Dichiarazione di conformità UE (DoC-16041400280-C)

Questa dichiarazione di conformità è un allegato alla Dichiarazione di conformità del prodotto indicato sopra ed è stato emesso sotto la sola responsabilità del produttore.

Gli accessori descritti di seguito sono conformi alla normativa di armonizzazione dell'Unione Europea.

Gli accessori elencati sono certificati e approvati per l'uso con le radio riportate nella Dichiarazione di conformità a cui si fa riferimento.

<u>NUMERO DI PARTE</u>	<u>DESCRIZIONE (SOLO PER INFORMAZIONI)</u>
INDOSSABILE	
PMLN6098A	Soft Leather Carry Case 2.5-Inch Swivel Belt Loop for Non-Keypad Radio
PMLN6099A	Belize ATEX Soft Leather Carry Case 2.5 SWL FKP

ALTRO	
15012157001	Dust Cover Assembly
PMLN6368A	Adapter For Peltor Headset FL5263-34

SOFTWARE

Il software della radio installato è sotto il completo controllo del costruttore senza accesso da parte dell'utente ed è conforme alle direttive pertinenti.

Gli accessori indicati sopra sono riportati con i part number globali. In realtà, l'accessorio è contraddistinto da un prefisso regionale. I prefissi sono assegnati solo per motivi di kitting: principalmente il manuale (lingue) e l'imballaggio. I prefissi sono MD per i Paesi europei, AA per gli Stati Uniti e AZ per la regione Asia/Pacifico.

Nota: una copia firmata e datata della Dichiarazione di conformità a cui si fa riferimento sopra è disponibile presso l'help-desk locale Motorola o il rivenditore dal quale è stata acquistata la radio. In alternativa, è possibile inviare una richiesta e-mail all'indirizzo manufacturerdeclaration.eu@motorolasolutions.com oppure tramite il sito Web <http://www.motorolasolutions.com/Business/XU-EN/BMS+Resource+Library>



Deklaracja zgodności UE (DoC-16041400280-C)

Niniejszą deklarację zgodności wydaje się na wyłączną odpowiedzialność producenta.
Wymieniony poniżej przedmiot niniejszej deklaracji jest zgodny z odnośnymi wymaganiami unijnego prawodawstwa harmonizacyjnego:

Dyrektywa 2014/53/UE (RED)
Dyrektywa 2014/34/UE (ATEX)
Dyrektywa 2012/19/UE (WEEE)
Dyrektywa 2011/65/UE (RoHS)
Dyrektywa 2013/35/UE (EMF)
Dyrektywa 1999/5/WE (R&TTE) Dla krajów, w których Dyrektywa 2014/53/UE (RED) nie obowiązuje

Przedmiot deklaracji: MOTOTRBO DP4000 Ex ATEX Portable Radios Series
DP4401 Ex, Type Designator, PBE302BEEEx, PBE302BEGEx, 136-174MHz, TX 1W, plain
DP4801 Ex, Type Designator, PBE302HEEEx, PBE302HEGEx, 136-174MHz, TX 1W, full keypad, Display
Wyłącznie krajowe licencjonowane częstotliwości

Zastąpione uwagi: Niniejsza deklaracja zgodności zastępuje DOC-16041400280-B

Wprowadzony do obrotu przez: Motorola Solutions Germany GmbH, Am Borsigturm 130, 13507 Berlin, Germany

Odwołania do norm, w odniesieniu do których deklarowana jest zgodność:

RED

EN 300 086 V2.1.2,

EN 300 113-2 v2.2.1,

EN 300 219-2 v2.1.1,

EN 300 440 V2.1.1

RTTE

EN 300 086 - 1 V1.4.1, EN 300 086 - 2 V1.3.1

EN 300 113 - 1 V1.7.1, EN 300 113 - 2 V1.5.1

EN 300 219 - 1 V1.2.1, EN 300 219 - 2 V1.1.1

EN 300 440 - 1 V1.6.1, EN 300 440 - 2 V1.4.1

EN 301 489-1 V1.9.2,

EN 301 489-5 V1.3.1

EN 60950-1:2006/A11:2009/A1:2010/A12:2011/AC:2011/A2:2013

Zgodność z wytycznymi określonymi przez Międzynarodową Komisję Ochrony przed Promieniowaniem Niejonizującym ICNIRP (1998)

EN 62311:2008

EN60079-0:2012 + A11:2013, EN 60079-11:2012

Rok pierwszego umieszczenia oznakowania CE na produkcie: 2012

ATEX Notified Body Number 0158; DEKRA EXAM GmbH, Dinnendahlstr. 9, 44809 Bochum, Germany

EC Type Examination Certificate: BVS 12 ATEX E117 X

Klasyfikacja według dyrektywy ATEX: II 2G Ex ib IIC T4 Gb; II 2D Ex ib IIIC T130°C Db; I M2 Ex ib I Mb; IP64

Przeprowadzono niezbędne testy radiowe określone w zharmonizowanych normach.

Właściciel dokumentu: Motorola Solutions Germany GmbH, Am Borsigturm 130, D-13507 Berlin, Germany

Potwierdzamy poprawność niniejszego tłumaczenia. Obowiązuje jedynie z podpisanym oryginałem w języku angielskim.

Rev. 1 Uzupelnienie do Deklaracja zgodności UE (DoC-16041400280-C)

Niniejszy załącznik jest uzupełnieniem Deklaracji Zgodności UE w odniesieniu do wymienionego w powyższej deklaracji produktu i zostaje wydany na wyłączną odpowiedzialność producenta.

Akcesoria wymienione w niniejszym załączniku pozostają w zgodności z odnośnymi wymaganiami unijnego prawodawstwa harmonizacyjnego.

Akcesoria wyszczególnione poniżej zostały przebadane i zatwierdzone do użytku z przedmiotem powyższej deklaracji.

NUMER KATALOGOWY OPIS (TYLKO INFORMACYJNIE)

ANTENA

PMAD4126A	GPS helical antenna (136-147MHZ) Ex
PMAD4127A	GPS helical antenna (147-160MHZ) Ex
PMAD4128A	GPS helical antenna (160-174MHZ) Ex
PMAD4129A	Stubby Antenna 11cm (136-147MHZ) Ex
PMAD4130A	Stubby Antenna (147-160MHZ) Ex
PMAD4131A	Stubby Antenna (160-174MHZ) Ex
PMAD4132A	Wideband Antenna (136-174MHZ) Ex

AUDIO

PMLN6047A	Audio Adapter with Molex Jack
PMLN6087A	Peltor MT7H79F-50, STANDARD HEADSET, WITH MICROPHONE AND SPEAKER
PMLN6089A	Peltor MT1H7P3E2-07-51, HEADSET SERIES, TACTICAL XP
PMLN6090A	Peltor MT1H7F2-07-51, HEADSET SERIES, TACTICAL XP
PMLN6092A	Peltor MT7H79P3E-50, STANDARD HEADSET, WITH MICROPHONE AND SPEAKER
PMLN6333A	Peltor MT72H540P3E-50, Headset with Microphone and Speaker, Twin cup
PMLN7188B	ATEX 3.5mm RX only earpiece
PMLN7310ASP01	ATEX PTT SWITCH WITH NEXUS JACK
PMLN7531A	Peltor ATEX Standard Overhead Headset
PMLN7535A	Peltor ATEX Tactical Overhead Band Headset
PMMN4067B	Remote Speaker Microphone
PMMN4094A	Noise Cancelling ATEX RSM
PMMN4110A	IMPRES ATEX OMNI RSM

BATERIA

NNTN8359A	Belize ATEX Li-Ion Battery (Hi-Cap) improved de-sense
-----------	---

URZĄDZENIE NOSZONE NA CIELE

PMLN5610A	Replacement 2.5 inch Swivel Belt Loop
PMLN6086A	Belize ATEX Belt Clip
PMLN6096A	Hard Leather Carry Case 2.5-Inch Swivel Belt Loop for Non-Keypad Radio
PMLN6097A	Belize ATEX Hard Leather Carry Case 2.5 SWL FKP

Rev. 1 Uzupelnienie do Deklaracja zgodności UE (DoC-16041400280-C)

Niniejszy załącznik jest uzupełnieniem Deklaracji Zgodności UE w odniesieniu do wymienionego w powyższej deklaracji produktu i zostaje wydany na wyłączną odpowiedzialność producenta.

Aksesoria wymienione w niniejszym załączniku pozostają w zgodności z odnośnymi wymaganiami unijnego prawodawstwa harmonizacyjnego.

Aksesoria wyszczególnione poniżej zostały przebadane i zatwierdzone do użytku z przedmiotem powyższej deklaracji.

NUMER KATALOGOWY OPIS (TYLKO INFORMACYJNIE)

URZĄDZENIE NOSZONE NA CIELE

PMLN6098A Soft Leather Carry Case 2.5-Inch Swivel Belt Loop for Non-Keypad Radio

PMLN6099A Belize ATEX Soft Leather Carry Case 2.5 SWL FKP

INNE

15012157001 Dust Cover Assembly

PMLN6368A Adapter For Peltor Headset FL5263-34

OPROGRAMOWANIE

Zainstalowane oprogramowanie radiowe pozostaje pod pełną kontrolą producenta bez możliwości ingerencji przez użytkownika. Oprogramowanie jest w zgodności z odnośnymi wymaganiami unijnego prawodawstwa harmonizacyjnego.

Powyżej wymienione akcesoria są opisane za pomocą ogólnych indeksów, które w praktyce posiadają regionalne przedrostki: MD – Europa, AA – Stany Zjednoczone, AZ – Azja/Pacyfik.

Informacja: Kopię powyższej Deklaracji Zgodności UE można uzyskać poprzez Motorola Help Desk, poprzez Dystrybutora bądź wysyłając zapytanie na jeden z podanych poniżej adresów email: manufacturerdeclaration.eu@motorolasolutions.com lub na stronie <http://www.motorolasolutions.com/Business/XU-EN/BMS+Resource+Library>.

Declaración UE de conformidad (DoC-16041400280-C)

La presente declaración de conformidad se expide bajo la exclusiva responsabilidad del fabricante. El objeto de la declaración descrito anteriormente es conforme con la legislación de armonización pertinente de la Unión:

Directiva 2014/53/UE (RED)
Directiva 2014/34/UE (ATEX)
Directiva 2012/19/UE (WEEE)
Directiva 2011/65/UE (RoHS)
Directiva 2013/35/UE (EMF)
Directiva 1999/5/CE (R&TTE) Para los países en los que la Directiva 2014/53/UE (RED) no está en vigor

Objeto de la declaración: MOTOTRBO DP4000 Ex ATEX Portable Radios Series
DP4401 Ex, Type Designator, PBE302BEEEx, PBE302BEGEx, 136-174MHz, TX 1W, plain
DP4801 Ex, Type Designator, PBE302HEEEx, PBE302HEGEx, 136-174MHz, TX 1W, full keypad, Display
Frecuencias con licencia únicamente nacional

Observaciones reemplazadas: Esta Declaración de conformidad reemplaza a DOC-16041400280-B

introducido en el mercado por: Motorola Solutions Germany GmbH , Am Borsigturm 130, 13507 Berlin, Germany

La conformidad se acreditará mediante el cumplimiento de los requisitos aplicables de los siguientes estándares:

RED

EN 300 086 V2.1.2,

EN 300 113-2 v2.2.1,

EN 300 219-2 v2.1.1,

EN 300 440 V2.1.1

RTTE

EN 300 086 - 1 V1.4.1, EN 300 086 - 2 V1.3.1

EN 300 113 - 1 V1.7.1, EN 300 113 - 2 V1.5.1

EN 300 219 - 1 V1.2.1, EN 300 219 - 2 V1.1.1

EN 300 440 - 1 V1.6.1, EN 300 440 - 2 V1.4.1

EN 301 489-1 V1.9.2,

EN 301 489-5 V1.3.1

EN 60950-1:2006/A11:2009/A1:2010/A12:2011/AC:2011/A2:2013

Cumple con ICNIRP (1998) sobre límites de exposición ocupacional/controlada

EN 62311:2008

EN60079-0:2012 + A11:2013, EN 60079-11:2012

Año de la primera aplicación de la marca CE: 2012

ATEX Notified Body Number 0158; DEKRA EXAM GmbH, Dinnendahlstr. 9, 44809 Bochum, Germany

EC Type Examination Certificate: BVS 12 ATEX E117 X

Clasificación de ATEX: II 2G Ex ib IIC T4 Gb; II 2D Ex ib IIIC T130°C Db; I M2 Ex ib I Mb; IP64

Se han efectuado los paquetes de prueba básicos de la radio, tal como se describe en los estándares armonizados citados.

Custodio de la documentación: Motorola Solutions Germany GmbH, Am Borsigturm 130, D-13507 Berlin, Germany

Confirmamos la exactitud de esta traducción. Solo es válida si se proporciona con la versión original en inglés firmada.

Rev. 1 Anexo a Declaración UE de conformidad (DoC-16041400280-C)

Esta declaración de conformidad es un anexo de la Declaración de conformidad del producto referido anteriormente y su emisión es responsabilidad exclusiva del fabricante.

Los accesorios que se describen a continuación cumplen la correspondiente legislación de armonización de la Unión Europea.

Los accesorios enumerados están certificados y aprobados para el uso con los modelos de radio a los que se hace referencia en la Declaración de conformidad mencionada.

<u>NÚMERO DE PIEZA</u>	<u>DESCRIPCION (SOLO PARA INFORMACION)</u>
ANTENA	
PMAD4126A	GPS helical antenna (136-147MHZ) Ex
PMAD4127A	GPS helical antenna (147-160MHZ) Ex
PMAD4128A	GPS helical antenna (160-174MHZ) Ex
PMAD4129A	Stubby Antenna 11cm (136-147MHZ) Ex
PMAD4130A	Stubby Antenna (147-160MHZ) Ex
PMAD4131A	Stubby Antenna (160-174MHZ) Ex
PMAD4132A	Wideband Antenna (136-174MHZ) Ex
AUDIO	
PMLN6047A	Audio Adapter with Molex Jack
PMLN6087A	Peltor MT7H79F-50, STANDARD HEADSET, WITH MICROPHONE AND SPEAKER
PMLN6089A	Peltor MT1H7P3E2-07-51, HEADSET SERIES, TACTICAL XP
PMLN6090A	Peltor MT1H7F2-07-51, HEADSET SERIES, TACTICAL XP
PMLN6092A	Peltor MT7H79P3E-50, STANDARD HEADSET, WITH MICROPHONE AND SPEAKER
PMLN6333A	Peltor MT72H540P3E-50, Headset with Microphone and Speaker, Twin cup
PMLN7188B	ATEX 3.5mm RX only earpiece
PMLN7310ASP01	ATEX PTT SWITCH WITH NEXUS JACK
PMLN7531A	Peltor ATEX Standard Overhead Headset
PMLN7535A	Peltor ATEX Tactical Overhead Band Headset
PMMN4067B	Remote Speaker Microphone
PMMN4094A	Noise Cancelling ATEX RSM
PMMN4110A	IMPRES ATEX OMNI RSM
BATERÍA	
NNTN8359A	Belize ATEX Li-Ion Battery (Hi-Cap) improved de-sense
EN EL CUERPO	
PMLN5610A	Replacement 2.5 inch Swivel Belt Loop
PMLN6086A	Belize ATEX Belt Clip
PMLN6096A	Hard Leather Carry Case 2.5-Inch Swivel Belt Loop for Non-Keypad Radio
PMLN6097A	Belize ATEX Hard Leather Carry Case 2.5 SWL FKP

Rev. 1 Anexo a Declaración UE de conformidad (DoC-16041400280-C)

Esta declaración de conformidad es un anexo de la Declaración de conformidad del producto referido anteriormente y su emisión es responsabilidad exclusiva del fabricante.

Los accesorios que se describen a continuación cumplen la correspondiente legislación de armonización de la Unión Europea.

Los accesorios enumerados están certificados y aprobados para el uso con los modelos de radio a los que se hace referencia en la Declaración de conformidad mencionada.

<u>NÚMERO DE PIEZA</u>	<u>DESCRIPCION (SOLO PARA INFORMACION)</u>
EN EL CUERPO	
PMLN6098A	Soft Leather Carry Case 2.5-Inch Swivel Belt Loop for Non-Keypad Radio
PMLN6099A	Belize ATEX Soft Leather Carry Case 2.5 SWL FKP

OTROS	
15012157001	Dust Cover Assembly
PMLN6368A	Adapter For Peltor Headset FL5263-34

SOFTWARE

El software de radio instalado se encuentra bajo el control total del fabricante sin acceso por parte del usuario y cumple con las directivas pertinentes.

Los accesorios anteriores se muestran con los números de referencia globales. En la práctica el accesorio tendrá un prefijo regional. Los prefijos se crean para los kits regionales, principalmente el manual (idiomas) y el embalaje. Los prefijos identifican MD con los países europeos, AA con Estados Unidos y AZ con la región Asia/Pacífico.

Nota: Puede obtener una copia de la Declaración de conformidad mencionada anteriormente, firmada y fechada, a través del servicio de atención al cliente local de Motorola o del distribuidor que le vendió la radio. También puede solicitarla mediante un mensaje de correo electrónico a manufacturerdeclaration.eu@motorolasolutions.com o a través de <http://www.motorolasolutions.com/Business/XU-EN/BMS+Resource+Library>